



EASY TO INSTALL MASONRY GUIDE

FUSION STONE

WHAT YOU'LL NEED.

TAPE MEASURE




LEVEL



RUBBER HAMMER



DRILL



GRINDER OR MASONRY BLADE



SAFETY GLASSES




CLIPS & SCREWS INCLUDED



INSIDE THE BOX

Fusion Stone is installed over a plywood or OSB substrate. Ensure that the substrate has been covered in a code approved, breathable, weather resistant barrier. Not required on interior installations.

1. PREPARE YOUR SURFACE



Starter Strips are used at the base of all jobs as well as above any openings (windows and doors.) Level and install the Starter Strips using the stainless steel screws provided.

2. INSTALLING THE STARTER STRIPS



Begin installing Fusion Stone at the corner. As you build the corner ensure that you alternate short and long sides.

3. INSTALLING FUSION CORNERS



Continue to lay the stone in the pattern described in the detailed instructions. The last stone installed on every row may need to be cut to length.

4. COMPLETE INSTALLATION



DO-IT-YOURSELF MASONRY.

Installs in 4 easy steps!

Fusion Stone features a patented system of stainless steel clips and screws that can be installed in any weather by anyone for a lifetime of maintenance free performance. With just a few basic tools your average home handy person is transformed into a Fusion Stone expert!

INSTALL VIDEOS.



FUSION STONE

PROFILE & COLOURS

FOR EVERY PROJECT.

LOOK INSIDE AND BE INSPIRED!



DOMAN™

BAY STONE



DRystack



GREAT LAKES



ACCESSORIES



Barrow



Portage



Slate



Caramel



Brindle



Carbon



Stencil Stone



Round & Rectangle Boxes



Starter Strip 48"



Hearth Stone



Rock Sill 24"



Pearl White


Executive Grey

Rock Sill - Sloped 20"

Cocoa

Ash

FOR THE LATEST PROFILES & COLOURS!



OUTDOOR



INDOOR

FOR EVERY PROJECT.

Presented by: DOMAN BUILDING MATERIALS GROUP LTD.

DOMAN™



@braytonhomes

Great Lakes - Carbon

Fusion Stone is a versatile and durable stone veneer that offers a wide range of profiles and colours for any project. Whether you're looking to enhance your home's exterior or add a touch of elegance to your interior, Fusion Stone has you covered.

With its easy installation process, low maintenance requirements, and exceptional durability, it's the ideal choice for both DIY enthusiasts and professional contractors.



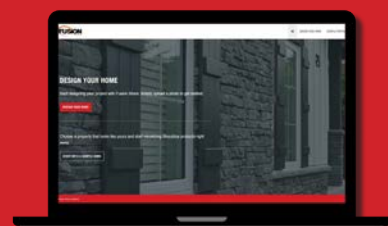
- Wine Cellars
- Fireplaces
- Backsplashes
- Feature Walls
- Kitchen Islands
- Home exterior
- Barbecues
- Columns
- Garden Sheds
- Planter boxes

Patented DIY Clip System

- EASY TO INSTALL
- LIFETIME GUARANTEE
- MAINTENANCE FREE
- RAINSCREEN TECHNOLOGY
- USE ON ANY WALL
- **NO MORTAR REQUIRED!**

BRING YOUR VISION TO LIFE!

Design your Fusion Stone project from the convenience and comfort of your computer with this flexible and easy to use Visualizer tool.



www.fusionstone.ca/visualizer

Great Lakes - Fawn




@blueridgebuilders



@diamondbuilders




Dry-Stack - Charcoal



Great Lakes - Raven




@blueridgebuilders



Great Lakes Raven



@premiersiding



Great Lakes - Fawn



@jimcaruk



Dry-Stack - Charcoal



Great Lakes - Carbon



@premiersiding



Great Lakes - Raven



Great Lakes - Carbon

SHARE YOUR PROJECTS!



Do you have an amazing Fusion Stone project that you're excited about? We want to know about it! We are looking for Fusion Stone projects to feature in our marketing initiatives.

Fusion Stone is distributed by: DOMAN BUILDING MATERIALS GROUP LTD.

DOMAN™