


DISTINCTION

REVÊTEMENT D'ACIER ARCHITECTURAL - ARCHITECTURAL STEEL SIDING

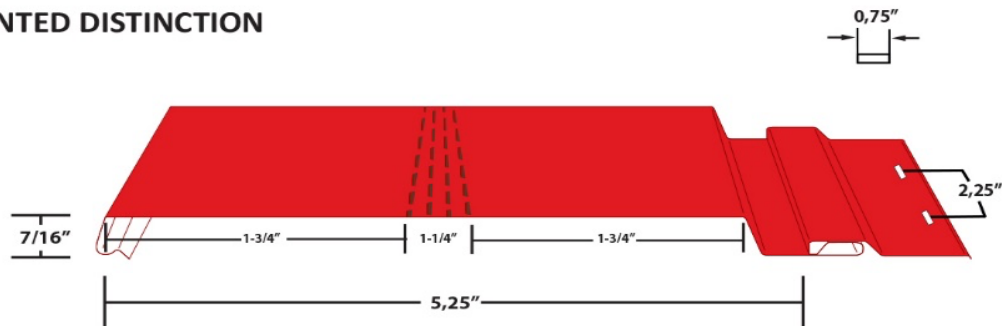
Prefinished steel cladding with full pre-painted backing, without visible screws.



STANDARD DISTINCTION



VENTED DISTINCTION



Provides ~33 sq. in. (0.021 m²) of ventilation opening per panel ; 3.375 sq. in. / linear foot (0.218 m² / linear m)

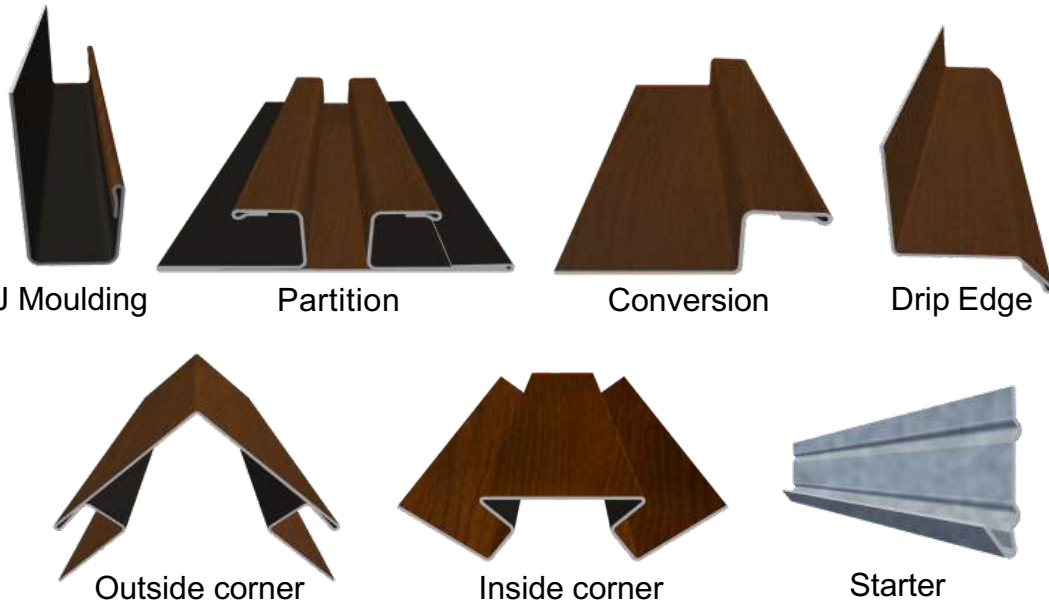
ACCREDITATIONS and TESTING

- ASTM A653 SS Grade 33 G-90 Z275
- Keystone Quality Assurance Program (license #1362)
- Tested in accordance with ASTM E330/E330M
- Tested in accordance with ASTM E84: Class 1 or Class A
- Tested in accordance with CAN/ULC-S135-04
- Florida Product Approval (FL #: 40690)

DETAILS

| | |
|---|--|
| Application / Installation | walls and soffits; horizontal or vertical installation, interior or exterior |
| Caliber | 26 Ga standard (0.021 in / 0.53 mm) (and 24 Ga – 0.023 in / 0.58 mm on special order) |
| Nominal core thickness (unpainted) | 26 Ga (0.019 in / 0.48 mm) |
| Galvanization | G90 Z275 (ASTM A123) |
| Length | 12 feet (144 inches); 3658 mm |
| Coverage height | 5.25 in; 133.35 mm per row |
| Coatings | Face: PVDF ≈ 0.8 mils / Backing: Polyester ≈ 0.2 mils |
| Thickness/Depth of profile | 7/16 in (0.4375 in); 11.1125 mm |
| Opening for screws | ¾ in (0.75 in); 19.05 mm |
| Screw opening distance | 2 ¼ in (2.25 in); 57.15 mm |
| Packaging | 12 panels/box; coverage of 63 square feet per box |
| Installation surfaces <i>Note: The surface must be level and square.</i> | <ul style="list-style-type: none"> ▪ Wood strapping (min. 1 in x 3 in at 16 inches on center) ▪ Galvanized steel metal strapping (min. 7/8 in / 19 mm; 20Ga; 16 inches / 400 mm on centre) |

COMPLETE LINE OF MATCHING ACCESSORIES/TRIMS



COLORS

| Color | Code | Series | Caliber |
|----------------|----------|----------------|---------|
| Espresso | QC182525 | Wood Shade | 26 Ga |
| Sequoia | QC182530 | Wood Shade | 26 Ga |
| Urban grey | QC182535 | Greyscale Wood | 26 Ga |
| Desert | QC182780 | Wood Shade | 26 Ga |
| Cedarwood | QC182783 | Wood Shade | 26 Ga |
| Smoked black | QC182786 | Greyscale Wood | 26 Ga |
| Exotic walnut | QC182795 | Wood Shade | 26 Ga |
| Blanco | QC183035 | Greyscale Wood | 26 Ga |
| Malt | QC180155 | Wood Shade | 26 Ga |
| Moonlight grey | QC180175 | Greyscale Wood | 26 Ga |
| Twilight grey | QC180176 | Greyscale Wood | 26 Ga |
| Rustic copper | QC180177 | Wood Shade | 26 Ga |

NOTE:

A designed notch is provided at the end of each panel to help guide the required overlap when covering more than 12 linear feet of surface. It is important to properly overlap the ends of the panel with the end notches. Please refer to the Installation Guide.

Heavy gauge cladding (24 Ga) is also available by special order in larger quantities only. Please discuss with the manufacturer before specifying heavy gauge cladding as production times will also need to be coordinated.